



# **SEVA BHARATI MAHAVIDYALAYA**

*(A multi-faculty college affiliated to Vidyasagar University and funded by UGC & Govt. of W.B.)*

**Vill. & P.O.-Kapgari: P.S.-Jamboni: Dist.-Jhargram (W.B.): Pin.-721505**

## **FEEDBACK ANALYSIS REPORT**

### **FEEDBACK COLLECTED FROM THE EMPLOYERS**



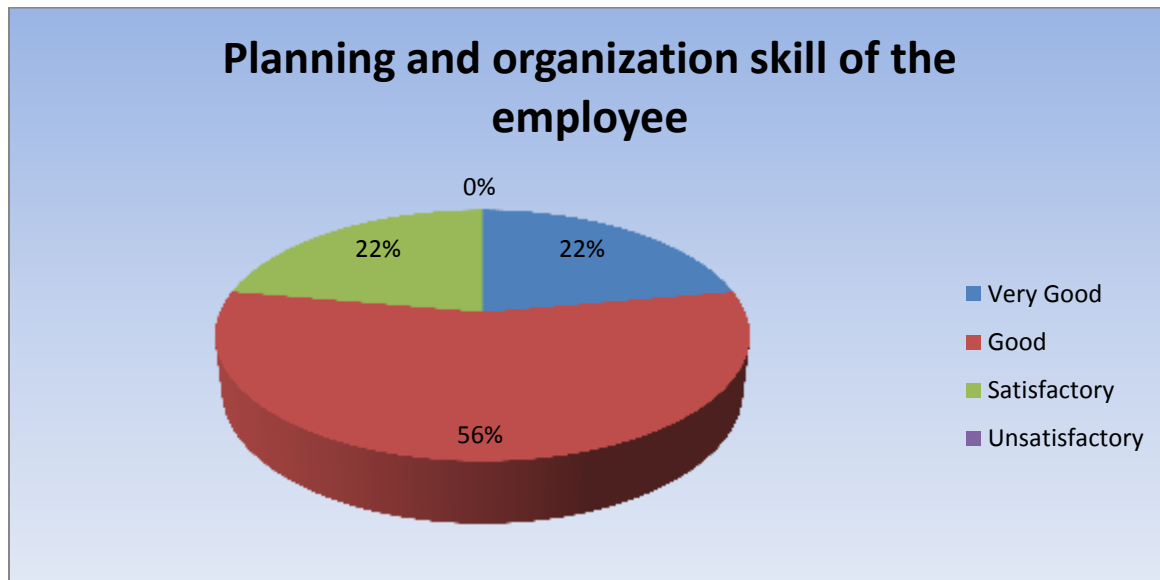
**Prepared By**

**The Internal Quality Assurance Cell (IQAC), Seva Bharati Mahavidyalaya**

**SESSION: 2021-22**

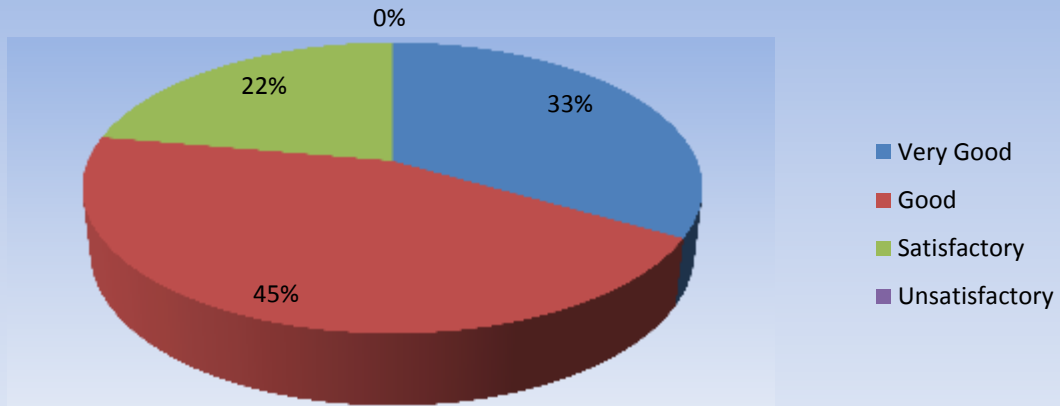
## FEEDBACK FORM FOR EMPLOYERS

Parameter	Very Good	Good	Satisfactory	Unsatisfactory	Total
Planning and organization skill of the employee	2	5	2	0	9
Feedback frequency in Percentage	22	56	22	0	100



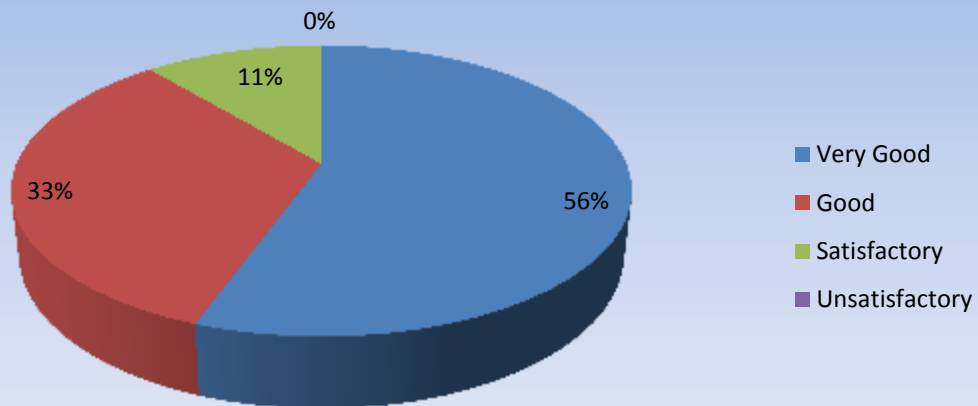
Parameter	Very Good	Good	Satisfactory	Unsatisfactory	Total
Communication skills and soft skills	3	4	2	0	9
Feedback frequency in Percentage	33	45	22	0	100

## Communication skills and soft skills

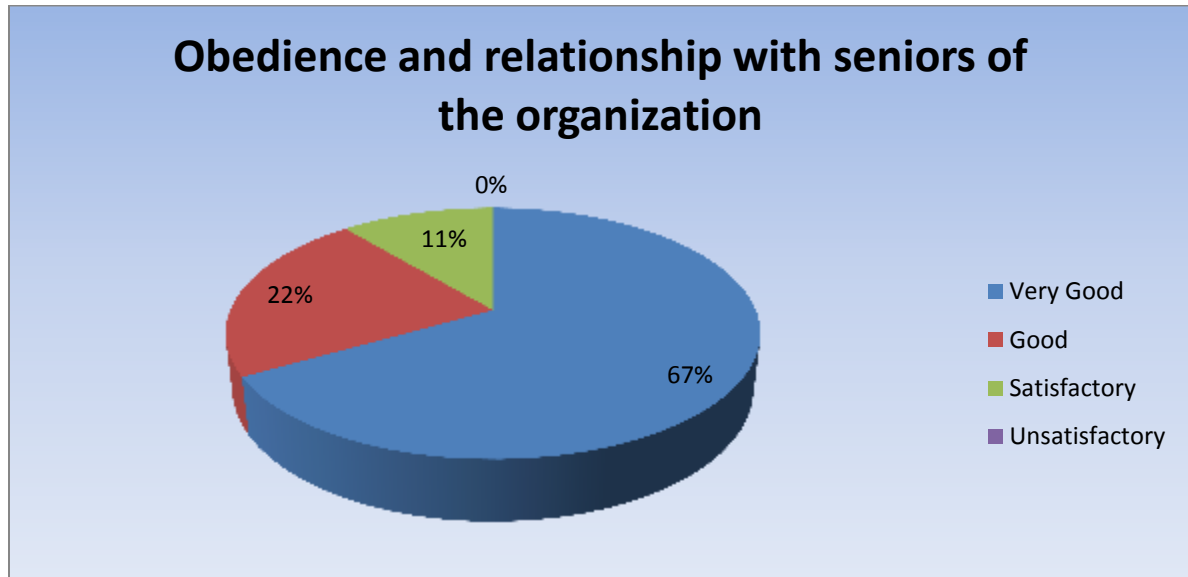


Parameter	Very Good	Good	Satisfactory	Unsatisfactory	Total
Leadership, team spirit and initiative	5	3	1	0	9
Feedback frequency in Percentage	56	33	11	0	100

## Leadership, team spirit and initiative

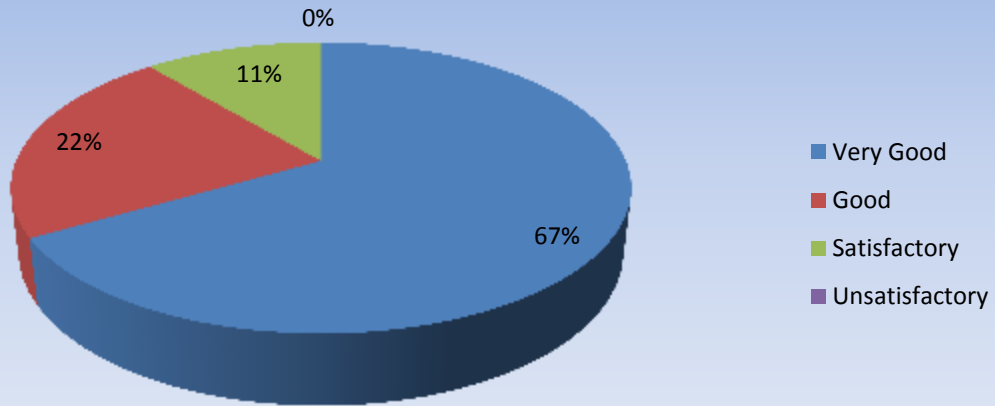


Parameter	Very Good	Good	Satisfactory	Unsatisfactory	Total
Obedience and relationship with seniors of the organization	6	2	1	0	9
Feedback frequency in Percentage	67	22	11	0	100



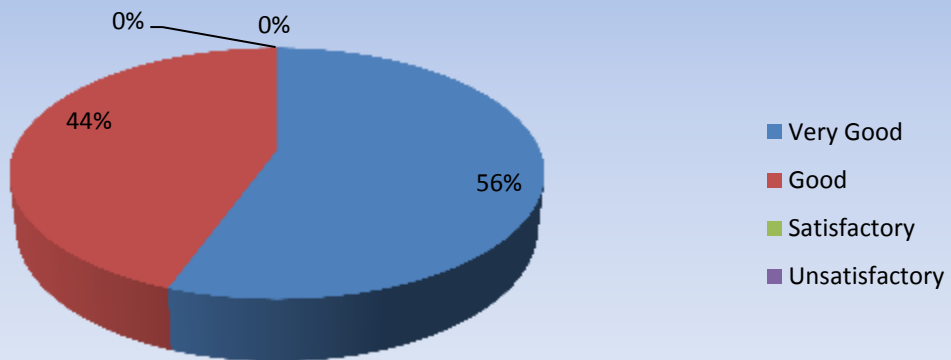
Parameter	Very Good	Good	Satisfactory	Unsatisfactory	Total
Relationship with peers/subordinates	6	2	1	0	9
Feedback frequency in Percentage	67	22	11	0	100

## Relationship with peers/subordinates

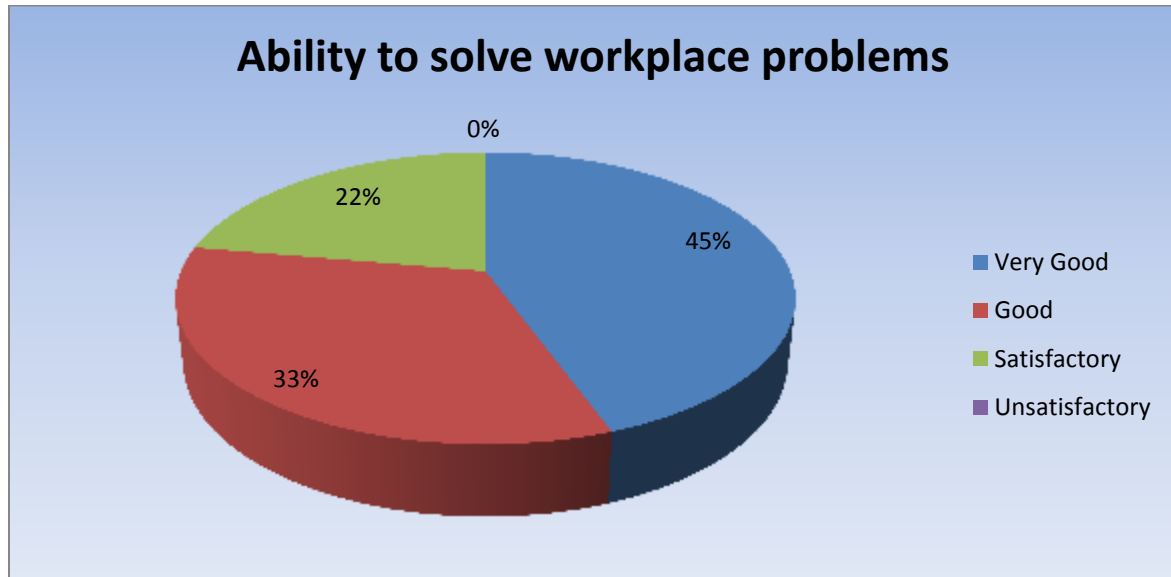


Parameter	Very Good	Good	Satisfactory	Unsatisfactory	Total
Willingness to learn new techniques, adopt new strategies etc.	5	4	0	0	9
Feedback frequency in Percentage	56	44	0	0	100

## Willingness to learn new techniques, adopt new strategies etc.

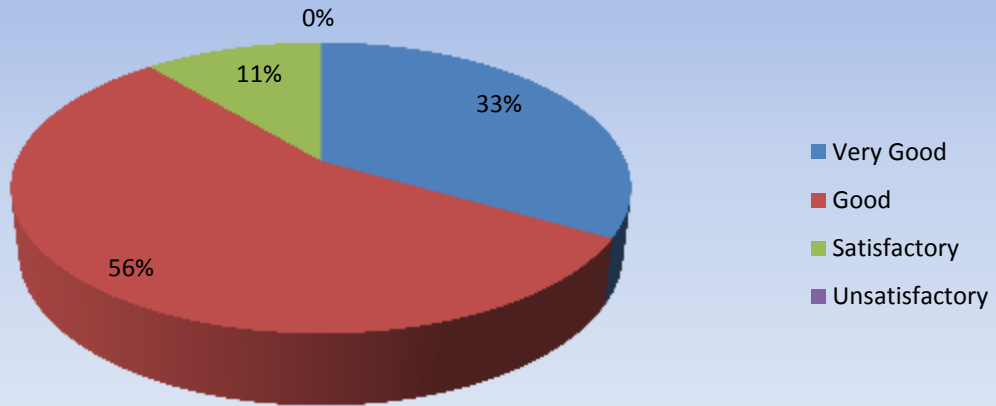


Parameter	Very Good	Good	Satisfactory	Unsatisfactory	Total
Ability to solve workplace problems	4	3	2	0	9
Feedback frequency in Percentage	45	33	22	0	100



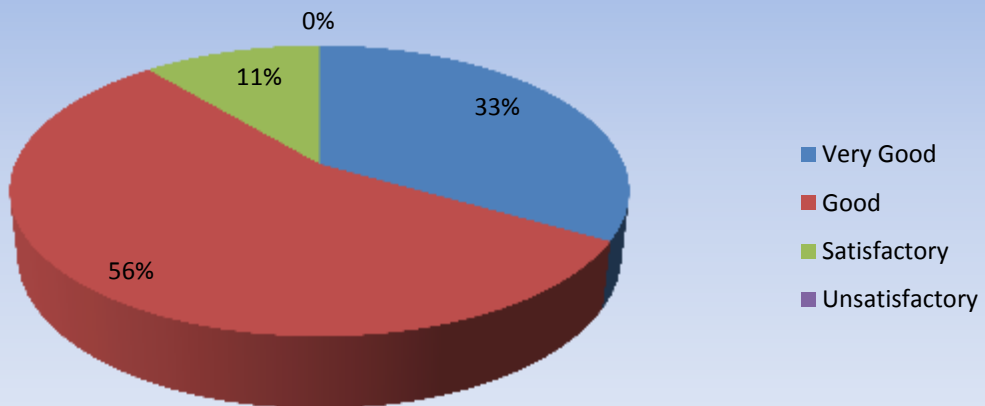
Parameter	Very Good	Good	Satisfactory	Unsatisfactory	Total
Ability to handle work-related stress	3	5	1	0	9
Feedback frequency in Percentage	33	56	11	0	100

### Ability to handle work-related stress

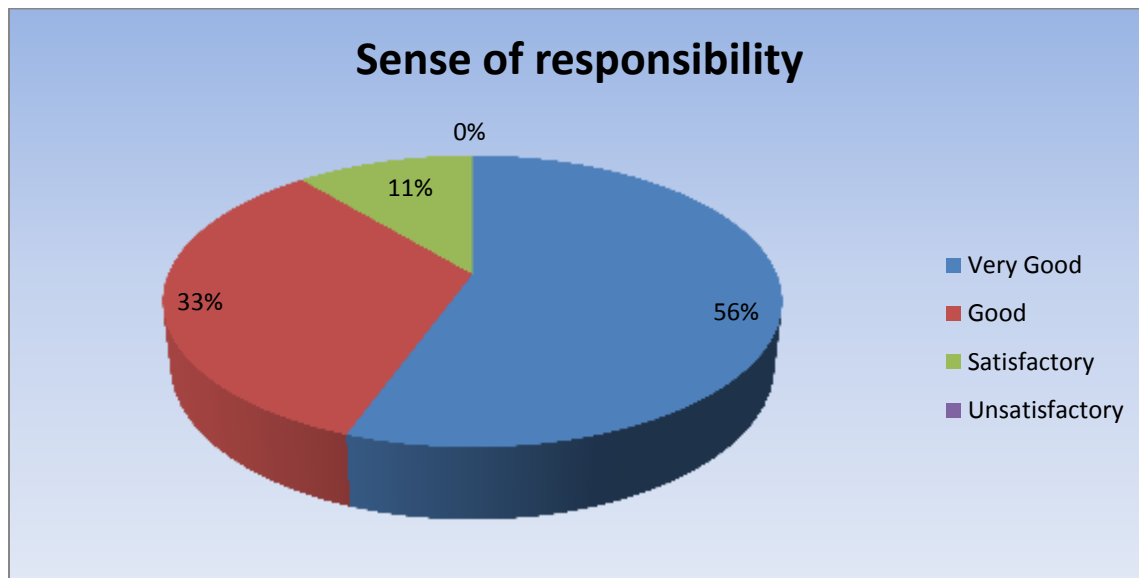


Parameter	Very Good	Good	Satisfactory	Unsatisfactory	Total
Involvement in social activities	3	5	1	0	9
Feedback frequency in Percentage	33	56	11	0	100

### Involvement in social activities

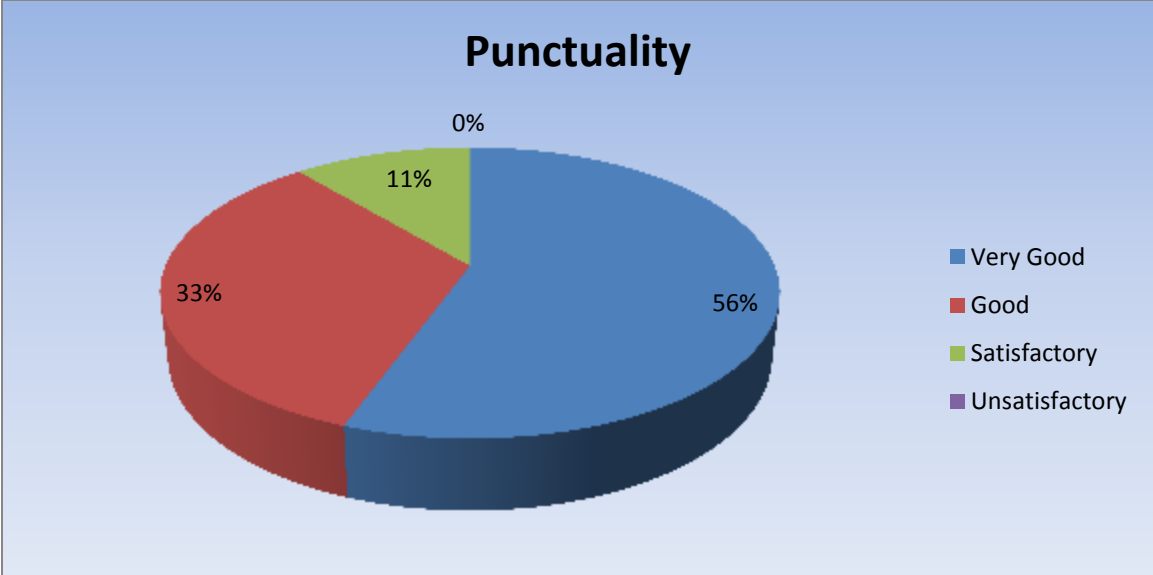


Parameter	Very Good	Good	Satisfactory	Unsatisfactory	Total
Sense of responsibility	5	3	1	0	9
Feedback frequency in Percentage	56	33	11	0	100



Parameter	Very Good	Good	Satisfactory	Unsatisfactory	Total
Punctuality	5	3	1	0	9
Feedback frequency in Percentage	56	33	11	0	100





Parameter	Very Good	Good	Satisfactory	Unsatisfactory	Total
Ability to contribute to the goal of the organization	2	5	2	0	9
Feedback frequency in Percentage	22	56	22	0	100



Parameter	Very Good	Good	Satisfactory	Unsatisfactory	Total
Overall rating of the employee	2	6	1	0	9
Feedback frequency in Percentage	22	67	11	0	100

